

## An Efficient Asymmetric Hydrogenation Approach to the Synthesis of the Crixivan® Piperazine Intermediate

K. Rossen\*, P.J. Pye\*, L.M. DiMichele, R.P. Volante and P.J. Reider

Department of Process Research Merck Research Laboratories, P.O. Box 2000, Rahway, NJ 07065.

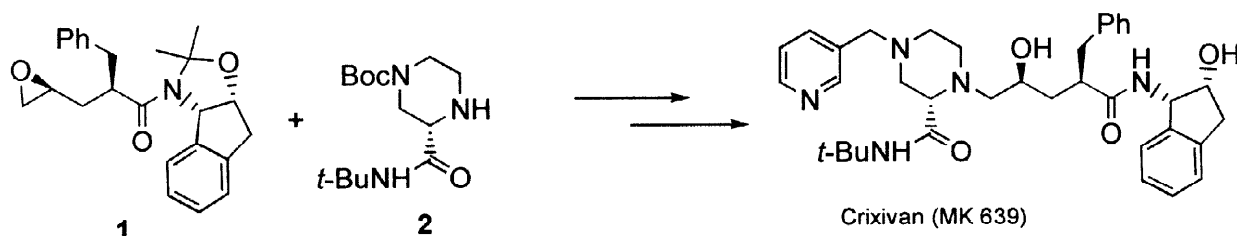
E-mail: kai\_rossen@merck.com or philip\_pye@merck.com

Received 6 May 1998; accepted 10 July 1998

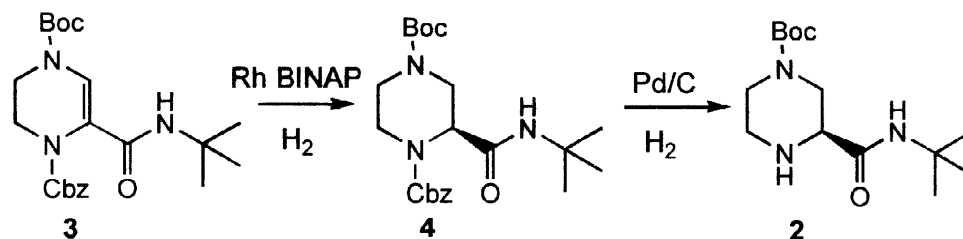
**Abstract:** The Crixivan® HIV protease inhibitor piperazine intermediate **2** was prepared by a four step sequence using a chiral hydrogenation of the tetrahydropyrazine **9** to establish the absolute stereochemistry. © 1998 Elsevier Science Ltd. All rights reserved.

Asymmetric catalytic reactions are in principle the most attractive approaches for the synthesis of chiral molecules as only a small amount of catalyst is required to prepare larger amounts of product. However, for such a synthesis to be practical and viable, not only must the chiral center be established in high enantiomeric excess and high yield, but two often overlooked criteria must also be met: the starting material for the reaction has to be accessible in an efficient manner and the product of the asymmetric reaction must be converted into the desired product without racemization of the chiral center.

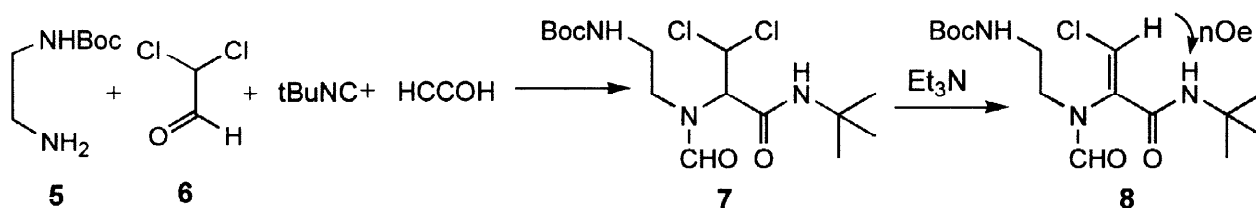
A key step in the assembly of the Merck HIV protease inhibitor Crixivan® (Indinavir™, MK 639) is the coupling of the enantiomerically pure piperazine **2** with the enantiomerically pure epoxide **1** to afford the backbone of this important drug for the treatment of HIV infection.<sup>1</sup>



We previously reported the preparation of piperazine **2** using a chiral hydrogenation of the tetrahydropyrazine **3**.<sup>2</sup> While the chiral hydrogenation occurs in high yield and high ee using the Rh-BINAP catalyst, the synthesis of the hydrogenation substrate **3** requires five steps and thus makes this route less attractive than the classical resolution approach.<sup>1c</sup>

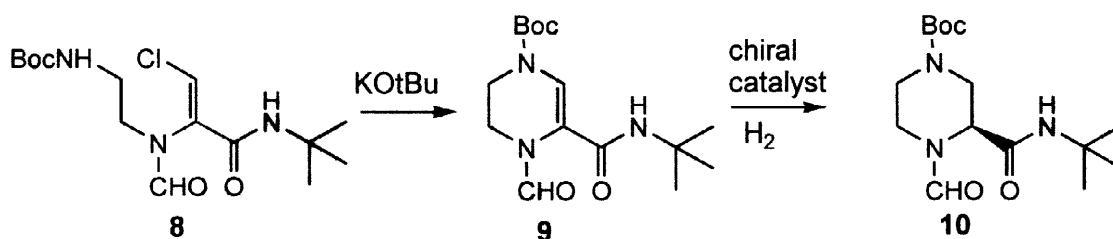


In order to overcome the shortcomings of this chiral hydrogenation route we decided to explore an alternative synthesis of the tetrahydropyrazine that would rapidly assemble this heterocycle from readily available starting materials.<sup>3</sup> To this end, we combined N-Boc-ethylenediamine (**5**) with dichloroacetaldehyde (**6**) to form the imine and then added *tert*-butylisocyanide and formic acid. The resulting Ugi adduct **7** can be isolated; however, the desired vinylchloride **8** is obtained more conveniently in essentially quantitative overall yield by the Et<sub>3</sub>N induced HCl elimination from **7**. Interestingly, **8** exists as a single diastereomer and examination of the nOe in **8** show it to be the *Z*-isomer.<sup>4</sup>

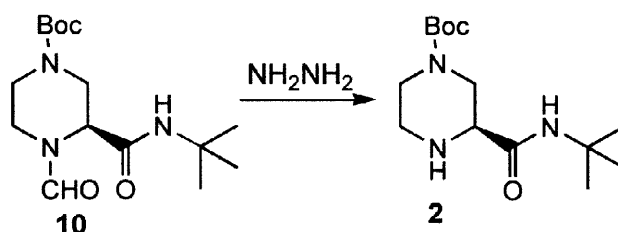


The subsequent cyclization of **8** to **9** proved difficult. Amine bases (including DBU) led to no reaction, while use of LDA or *n*-BuLi, even at low temperatures, produced a polymeric material. The most promising results were obtained with alkoxide bases and increasing conversions were observed by going from LiO*t*Bu to NaO*t*Bu and KO*t*Bu. An acceptable yield (60%) in the cyclization was realized by careful control of the amount of base (1.6 equiv. of KO*t*Bu), concentration (0.05M) and solvent (addition of KO*t*Bu in *t*-butanol to THF solution of **8**).

With a short synthesis of the tetrahydropyrazine **9** in hand, we examined the chiral hydrogenation of this substrate. Tetrahydropyrazine **9** differs from the frequently examined N-acyl dehydroaminoacid hydrogenation substrates not only by the positioning of the double bond in the ring between two nitrogen atoms, but also by the scarcely preceded use of the formyl group for the protection of N-1. A screen of various Rh and Ru based catalysts under a standard set of conditions (3.5 atm H<sub>2</sub>, 18 h, MeOH, 2 mol% catalyst) was undertaken.<sup>6</sup>



The best activity and enantioselectivity is obtained using the Rh-BINAP catalyst and complete conversion of **9** to **10** could be achieved at 100 atm H<sub>2</sub> pressure at 40°C in MeOH with 7 mol% catalyst to give the product with 97% ee.<sup>7</sup>



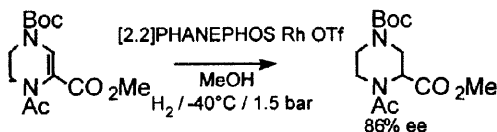
In the last step the formyl group in **10** must be removed without the racemization of the newly formed chiral center. Since the N-1 protecting group is derived from the acid used in the Ugi condensation, the use of a carbamate protecting group, such as Cbz, is precluded. We envisioned that only easily deprotected amides, such as formamide, might allow for the required mild deprotection. Indeed, treatment of **10** with dilute aqueous NaOH cleanly removed the formyl group, but with concomitant racemization: the ee of **2** was reduced to 80% from the 99% of the starting material even when the deprotection was performed at 0°C! Remarkably, heating **10** with 35% aqueous hydrazine led to a clean deprotection to give **2** (91% yield) while leaving the enantiomeric purity essentially unchanged at 98%!<sup>8</sup>

In summary, we have developed a short alternative synthesis of the piperazine intermediate of the Merck HIV protease inhibitor Crixivan<sup>®</sup>. It consists of a novel, two step preparation of a tetrahydropyrazine, its chiral hydrogenation and the subsequent formamide deprotection without concomitant racemization.

## References and Notes

- (a) Vacca, J.P.; Dorsey, B.D.; Schleif, W.A.; Levin, R.B.; McDaniel, S.L.; Darke, P.L.; Zugay, J.; Quintero, J.C.; Blahy, O.M.; Sardana, V.V.; Schlabach, A.J.; Graham, P.I.; Condra, J.H.; Gotlib, L.; Holloway, M.K.; Lin, J.; Chen, I.-W.; Vastag, K.; Ostovic, D.; Anderson, P.S.; Emini, E.A.; Huff, J.R. *Proc. Natl. Acad. Sci. USA* **1994**, *91*, 4096. (b) *Idem.*, *J. Med. Chem.* **1994**, *37*, 3443. (c) Askin, D.; Eng, K.K.; Rossen, K.; Purick, R.M.; Wells, K.M.; Volante, R.P.; Reider, P.J. *Tetrahedron Lett.* **1994**, *35*, 673. (d) Maligres, P.E.; Upadhyay, V.; Rossen, K.; Cianciosi, S.J.; Purick, R.M.; Eng, K.K.; Reamer, R.A.; Askin, D.; Volante, R.P.; Reider, P.J. *Tetrahedron Lett.* **1995**, *36*, 2195. (e) Maligres, P.E.; Weissman, S.A.; Upadhyay, V.; Cianciosi, S.J.; Purick, R.M.; Eng, K.K.; Reamer, R.A.; Sager, J.; Rossen, K.; Askin, D.; Volante, R.P.; Reider, P.J. *Tetrahedron* **1996**, *52*, 3327. (f) Rossen, K.; Reamer, R.A.; Volante, R.P.; Reider, P.J. *Tetrahedron Lett.*, **1996**, *37*, 6843. (g) Rossen, K.; Volante, R.P.; Reider, P.J. *Tetrahedron Lett.* **1997**, *38*, 777.

- Rossen, K.; Weissman, S.A.; Sager, J.; Reamer, R.A.; Askin, D.A.; Volante, R.P.; Reider, P.J. *Tetrahedron Lett.* **1995**, *36*, 6419.
- (a) Rossen, K.; Sager, J.; DiMichele, L.M. *Tetrahedron Lett.* **1997**, *38*, 3183. (b) Ugi, I.; Lohberger, S.; Karl, R. in *Comprehensive Organic Chemistry: Selectivity for Synthetic Efficiency*, Vol. 20. (Eds. B.M. Trost, C.H. Heathcock), Pergamon, Oxford **1991**, P. 1083.
- Preparation of **8**: A solution of N-Boc-ethylenediamine (7.07 g, 44.1 mmol) and dichloroacetaldehyde hydrate (6.30 g, 48 mmol) in 100 mL of toluene is heated to 50°C for 4 h and evaporated to dryness. The residual product is dissolved in 100 mL of MeOH and tert-butyloxycarbonyl isocyanide (8.0 mL, 71 mmol) and formic acid (96%, 2.0 mL, 51 mmol) are added at 0°C. The reaction mixture is stirred at 23°C for 2 days, and Et<sub>3</sub>N (12.5 mL, 90 mmol) is added. After stirring for 3 h at 23°C, the reaction mixture is diluted with 500 mL of EtOAc and 500 mL of hexane and washed twice with 5% aqueous citric acid, 5% aqueous NaHCO<sub>3</sub>, water and brine. The organic phase is dried over Na<sub>2</sub>SO<sub>4</sub>, treated with Darco G60 and filtered through a plug of SiO<sub>2</sub> to give after evaporation 15.44 g (100%) of **8** as a red, semisolid material. <sup>1</sup>H and <sup>13</sup>C spectra of **8** and **9** were recorded in CD<sub>3</sub>CN on a Bruker AM 400 at a frequency of 400.13 and 100.61 MHz respectively. The spectra were run at T=-20°C to resolve the major and minor rotamers. Compounds **8** and **9** are 60:40 and 55:45 rotameric mixtures respectively. **8** Major rotamer-<sup>1</sup>H NMR δ 7.96<sub>7</sub> (s, 1H), 7.13 (s, 1H), 6.84 (br s, 1H), 5.59 (t, J=6.0, 1H), 3.46 (t, J=6.3, 2H) 3.07 (q, J=6.3, 2H), 1.35 (s, 9H), 1.30 (s, 9H), minor rotamer 7.97<sub>4</sub> (s, 1H), 6.99 (s, 1H), 6.89 (br s, 1H), 6.31 (t, J=6.3, 1H), 3.58 (t, J=5.4, 2H), 3.09 (om, 2H), 1.37 (s, 9H), 1.29 (s, 9H). Major rotamer-<sup>13</sup>C NMR δ 164.3, 162.2, 156.4, 137.5, 126.2, 79.1, 52.5, 43.7, 38.9, 28.2(6C), minor rotamer-164.0, 163.8, 156.4, 136.3, 125.0, 79.7, 52.4, 47.5, 39.0, 28.2(6C). The Z- stereochemistry of **8** is based on the observed nOe (represented by the curved arrow) from the vinyl proton to the *t*-butyl amide proton. Dichloroacetaldehyde hydrate is commercially available from TCI, N-Boc-ethylenediamine is commercially available from Aldrich, but is readily prepared in high yield from ethylenediamine.
- Preparation of **9**: To a solution of **8** (1.00 g, 2.88 mmol) in 50 mL of dry THF under N<sub>2</sub> is added KO<sup>t</sup>Bu (1 M solution in *tert*-butanol, 4.5 mL) at 23°C. After 3 h, the reaction mixture is diluted with 400 mL of EtOAc, washed with 5% aqueous citric acid, H<sub>2</sub>O and brine. The organic phase is dried (MgSO<sub>4</sub>), treated with Darco G60, and filtered through a plug of SiO<sub>2</sub>. The residue after evaporation is chromatographed on SiO<sub>2</sub> (60% EtOAc in hexanes increasing to 70%) to give 540 mg of **9** (60% yield) as a tan solid. **9** Major rotamer-<sup>1</sup>H NMR δ 8.21 (s, 1H), 7.16 (s, 1H), 6.81 (br s, 1H), 3.65-3.49 (om, 4H), 1.43 (s, 9H), 1.30 (s, 9H), major rotamer-<sup>13</sup>C NMR δ 163.7, 161.9, 151.7, 118.0, 116.2, 82.5, 52.0, 43.5, 35.8, 28.4 (3C), 27.8 (3C).
- Preparation of **10**: To a solution of 100 mg of **9** in 4 mL of degassed MeOH is added 2 mol% of the catalyst. The mixture is then hydrogenated at 50 psi H<sub>2</sub> for 24 h. Conversion and ee are determined using a Hewlett Packard SFC instrument with a YMC column (PN:A-903-5NP) followed by 2 Chiralcel AS columns with 8% isocratic MeOH as eluent (1 mL / min). RT **9**: 14.1 min, RT (**9**)-**10**: 15.5 min, (S)-**10**: 17.0 min. Complete conversion of **9** to **10** is obtained with 7 mol% of [(R)-BINAP (COD) Rh] OTf at 100 atm H<sub>2</sub> and 40°C for 24 h to give (S)-**10**. The absolute stereochemistry is determined by preparation of authentic (S)-**10** from (S)-**2** of known absolute stereochemistry (EDC, HCOOH).
- The following results were obtained at 3.5 atm H<sub>2</sub>: [(R)-pTolBINAP Rh (COD)]OTf 3% conv., 80% ee; [(4R,5R)-DIOP Rh (COD)]OTf 3% conv., 50% ee; [CHIRAPHOS Rh (COD)] OTf 0% conv.; [(R,R) DIPAMP Rh (COD)] BF<sub>4</sub> 1% conv., <1% ee; (R)-(S) JOSIPHOS Rh (COD)] OTf 3% conv., <1% ee; [3,5-DiMethyl[2.2]PHANEPHOS Rh (COD)] OTf 2% conv., 37% ee; [3,5-DiMethyl-4-Methoxy[2.2]PHANEPHOS Rh (COD)]OTf 3% conv., 41% ee; [TolBINAP Ru Cl<sub>2</sub>] Et<sub>3</sub>N adduct <1% conv., 1% ee; [[2.2]PHANEPHOS Ru (CF<sub>3</sub>CO<sub>2</sub>)<sub>2</sub>] with nBu<sub>4</sub>NI, <1% conv., 21% ee. The poor performance of the [2.2]PHANEPHOS ligand is surprising, since the ligand gives a highly active hydrogenation catalyst for a closely related tetrahydropyrazine: Pye, P.J.; Rossen, K.; Reamer, R.A.; Tsou, N.N.; Volante, R.P.; Reider, P.J. *J. Am. Chem. Soc.* **1997**, *119*, 6207.



- Preparation of **2**: A solution of 330 mg (1.06 mmol) of (S)-**10** (99%ee) in 5 mL of 35% aqueous hydrazine is heated at 100°C for 9 hours. The reaction mixture is diluted with 100 mL of H<sub>2</sub>O and the product is extracted into 100 mL of EtOAc. The organic phase is washed three times with H<sub>2</sub>O, dried over MgSO<sub>4</sub> and evaporated to dryness to give 273 mg of **2** (91%) as a white crystalline material. An aliquot of the product was formylated (EDC, HCOOH) and its ee was determined as 98% using the SFC.